



ISA Electric Spa Treatment Table is electronically height adjustable and has manual backrest and leg rest adjustments. The backrest and leg rest can be looked at various positions. It is 2 x Column design with electronic height adjustment function.



## DESIGN

Four piece adjustable top cushion

## FOAM CUSHION

160 mm mixed layers of different densities for comfortable massage experience

## FRAME STRUCTURE

Natural Wood, Natural Wood Veneer and Powder Coated Mild Steel Frame

## ADJUSTMENTS

Height Electronically adjusted through 2 x 6000N Actuators  
Backrest Manually adjusted at various lockable positions  
Leg Rest Electronically adjusted through 1 x 6000N Actuator

## ACCESSORIES

Detachable face cradle  
Detachable head pillow

## LIFTING CAPACITY

250 Kgs

## UPHOLSTERY

Type	Phthalate-Free Upholstery	Veridura : Ultra Soft Upholstery
Thickness	1.01 mm	1 mm
Tensile Strength	ISO 1421, 804 N / 5cm	ISO 1421, 869.22 N / 5cm
Features	Fire Retardant, Acetone & Disinfectant Resistant	Anti-Bacterial, Stain resistant, 20 years hydrolysis resistant
Weight	732 g / sqmt	726.7 g / sqmt
Abrasion	ISO 5470-2 = 2,00,000 cycles / min	ISO 5470-2 = 2,00,000 cycles / min

## WOOD FINISH

Natural American White Oak PU, Natural American White Oak Water Base, Open Pour White Finish (RAL 9010), Open Pour Black, Dark Walnut, Yellow Teak, Wenge

## WARRANTY

Structure 1 years  
Electronic Motors & Controls 2 years

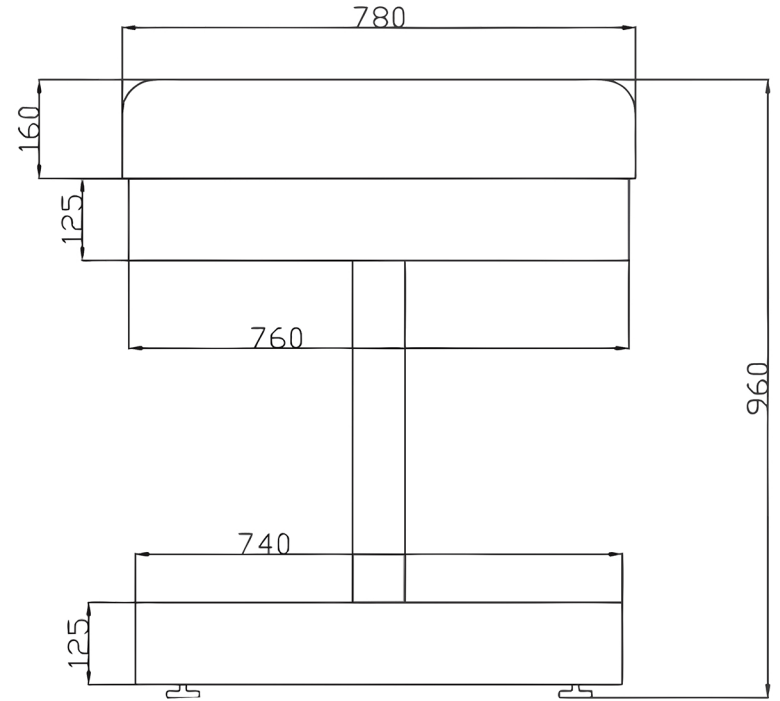
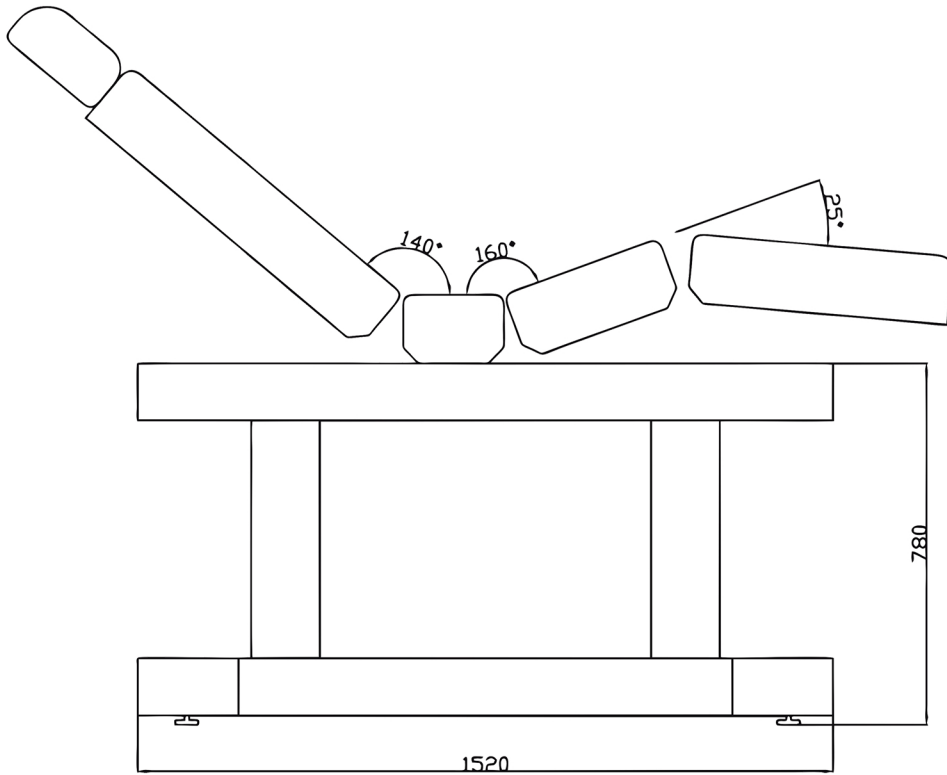
## WEIGHTS

Net Weight 122 Kgs  
Shipping Weight 190 Kgs  
Shipping Dimension L 207 x W 90 x H 89 cm

## OPTIONAL

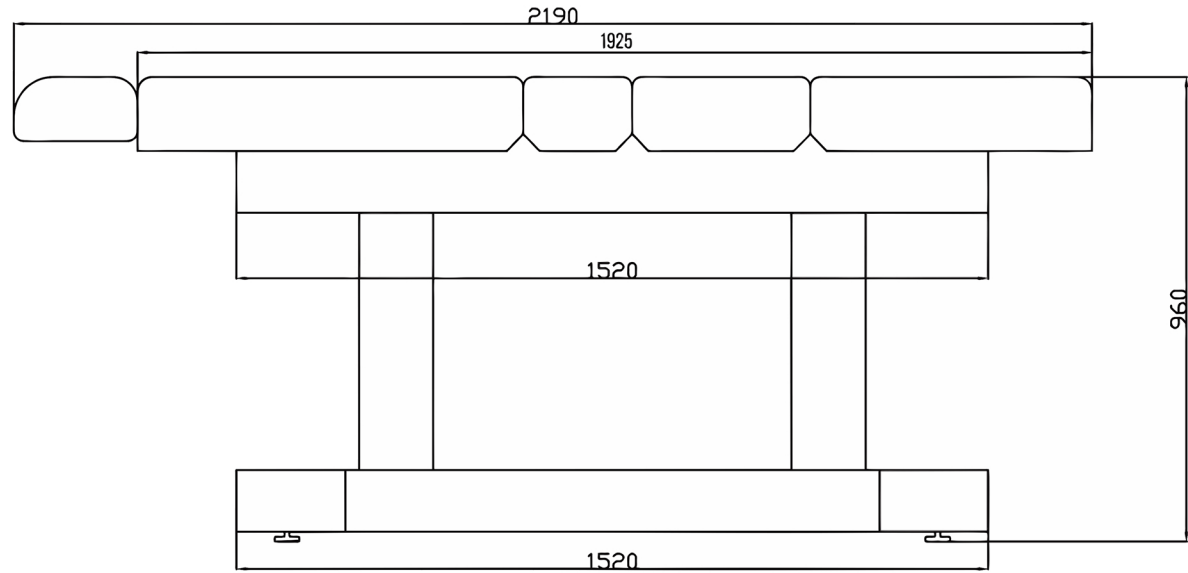
External electric heating blanket

# DIMENSIONS

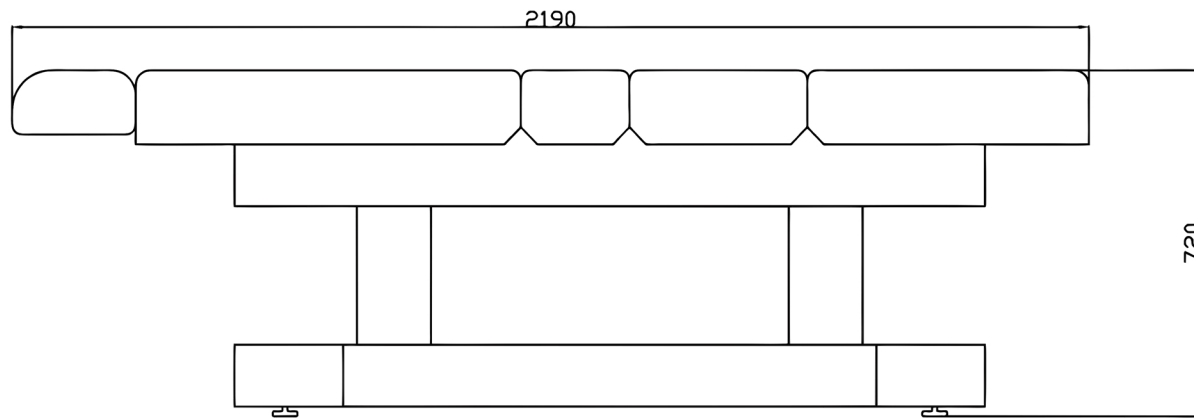


All dimensions are in mm

## MAXIMUM HEIGHT



## MINIMUM HEIGHT



All dimensions are in mm