

The Maya Massage Bed is Experience timeless craftsmanship and exceptional comfort with the Maya Massage Bed — a refined addition to professional spas and wellness spaces. Built using the trusted mortise and tenon construction technique, it offers outstanding strength, stability, and durability for everyday use. Thoughtfully designed with elegant storage solutions, premium cushioning, and adjustable backrest functionality, Maya blends practicality with luxurious comfort. Its sophisticated design and serene detailing create the perfect setting for relaxing and therapeutic spa experiences.



# KEY FEATURES



## Traditional Mortise & Tenon Craftsmanship

Expertly crafted using traditional mortise and tenon joinery, the Maya Massage Bed offers exceptional structural strength, stability, and durability. Its solid wood construction is designed to withstand continuous professional spa use while adding a timeless and elegant presence to the treatment room.

## Integrated Storage for Seamless Functionality

The thoughtfully designed 2-tier storage compartment provides convenient space for towels, oils, and treatment essentials. Paired with soft-close hinges, it allows therapists to access items quietly and efficiently while maintaining a clean, organized, and luxurious spa environment.

## Superior Comfort with Adjustable Support

Designed for enhanced client relaxation, the Maya features a manually adjustable backrest, plush soft-foam cushioning, and a dedicated nose slot for comfortable face-down treatments. The ergonomic design ensures optimal support during a wide range of massage and wellness therapies.

## Phthalate-Free Upholstery

Available in Phthalate-Free upholstery across its spa furniture range, offering a safer and more eco-conscious alternative with lasting comfort and durability. The upholstery combines refined aesthetics with professional-grade performance.

## FEATURES

Backrest	Manually Adjustable
Height	Fixed Height
Foam Cushion	75 mm multi layer of 40 density foam for comfortable massage experience
Structural Strength	Mortise & Tenon joinery construction

## TECHNICAL SPECIFICATIONS

Length	1995 mm / 78.5 in
Width	840 mm / 33 in
Height	745 mm / 29.3 in

## BASE & FRAME

Base	Solid Wood
Safe Working Load	250 kgs
Load Bearing capacity	180 kgs

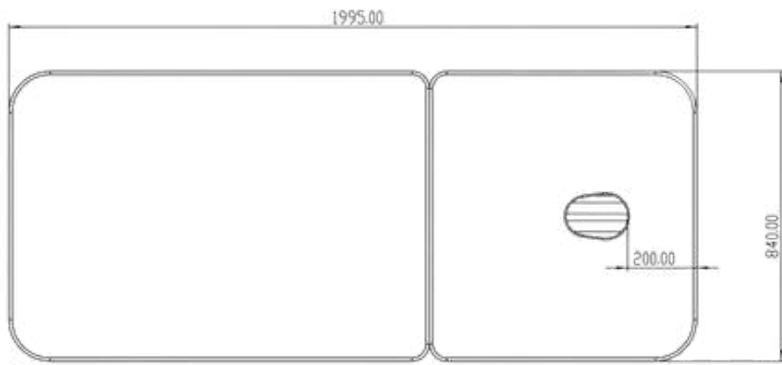
## UPHOLSTERY

Type	Phthalate-Free Upholstery
Thickness	1.01 mm
Tensile Strength	ISO 1421, 804 N/ 5 cm
Colour Options	Cream, Beige, Mouse Grey, Brown
Weight	732 g / sqmt
Abrasion	ISO 5470-2 = 2,00,000 cycles / min

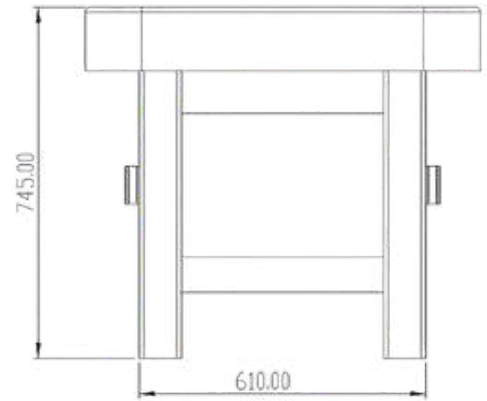
## WARRANTY

1 year againts any manufacturing defects

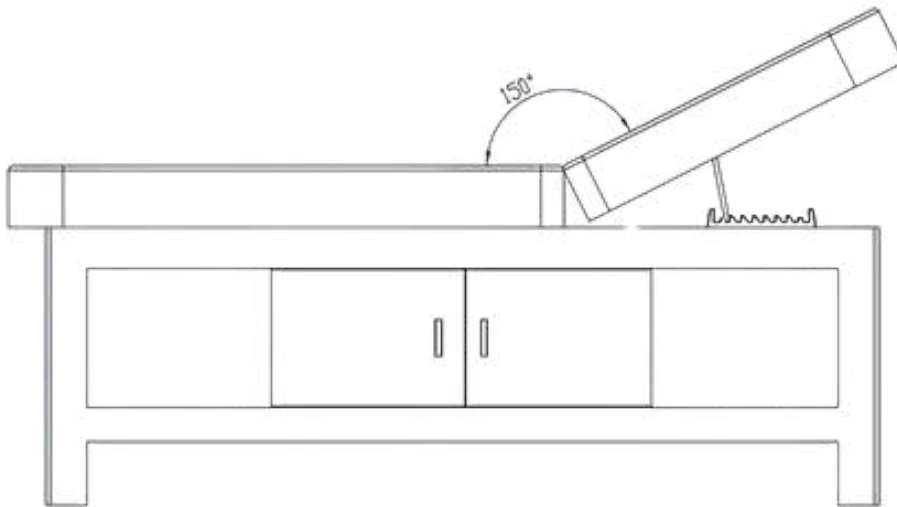
# TECHNICAL DRAWINGS



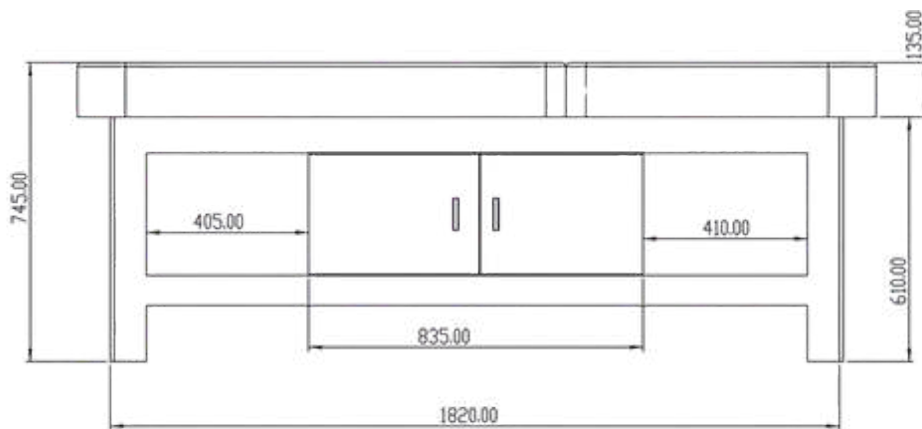
TOP VIEW



FRONT VIEW



SIDE VIEW



ALL DIMENSIONS ARE IN MM

## WOOD FINISH OPTIONS



Natural Spruce



Yellow Teak



Dark Walnut



Wenge

## PHTHALATE-FREE UPHOLSTERY




Cream



Beige



Brown



Mouse Grey