

The Shirodhara Massage Bed is Esthetica's best-selling Ayurvedic treatment table — a multifunction, modern design table built for both Ayurvedic oil massages and normal dry massages. Constructed from solid wood with traditional tenon and mortise joinery, it combines the durability of fine craftsmanship with the practicality demanded by busy spa and wellness environments. A manually adjustable backrest, two-piece detachable top mattress, and a comprehensive set of supplied accessories make it one of the most complete Ayurvedic tables available.



KEY FEATURES



Two-Piece Detachable Top Mattress

The Shirodhara Massage Bed features a two-piece detachable top mattress with 110mm mixed-density foam, allowing therapists to configure the surface for different treatments — and making cleaning and replacement straightforward in a busy spa environment.

Comprehensive Accessories Supplied as Standard

Every table ships with 2 bolsters, 2 brass bowls, 1 wooden step, 1 detachable service tray, 1 detachable drawer cabinet, 1 backrest incline support, and 1 wooden face cradle — everything a therapist needs to begin treatments immediately.

Durable Solid Wood Construction

Built entirely from solid wood using traditional tenon and mortise joinery, the Shirodhara Massage Bed is engineered for long-term durability and stability — delivering the structural integrity expected in a professional treatment setting.

Shirodhara Head Support

A head support extends the table's capability to include Shirodhara treatments, making it a fully equipped solution for the complete range of traditional Ayurvedic therapies.

CURATED ACCESSORIES



SHIRODHARA HEAD SUPPORT



1 WOODEN FACE CRADLE



2 BOLSTERS



1 BACKREST INCLINE SUPPORT



1 DETACHABLE DRAWER CABINET



2 BRASS BOWLS



1 DETACHABLE SERVICE TRAY



1 WOODEN STEP

FEATURES

Design	Two piece, detachable top mattress
Backrest	Manually Adjustable
Height	Manually Adjustable
Foam Cushion	110 mm mixed layers of different densities for comfortable massage experience
Accessories	2 x Bolsters 2 X Brass Bowls 1 x Wooden Steps 1 x Detachable Service Tray 1 x Detachable Drawer Cabinet 1 x Backrest Incline Support 1 x Wooden Face Cradle 1 x Wooden Headrest for Shirodhara sessions
Structural Strength	Solid wood construction with mortise & tenon joinery

TECHNICAL SPECIFICATIONS

Length	1980 mm / 77.9 in
Width	830 mm / 32.6 in
Height	705 mm / 27.7 in

BASE & FRAME

Base	Solid wood and Engineer's wood construction
Safe Working Load	250 kgs
Load Bearing capacity	180 kgs


UPHOLSTERY

Type	Phthalate-Free Upholstery
Thickness	1.01 mm
Tensile Strength	ISO 1421, 804 N/ 5 cm
Colour Options	Cream, Beige, Mouse Grey, Brown
Weight	732 g / sqm
Abrasion	ISO 5470-2 = 2,00,000 cycles / min

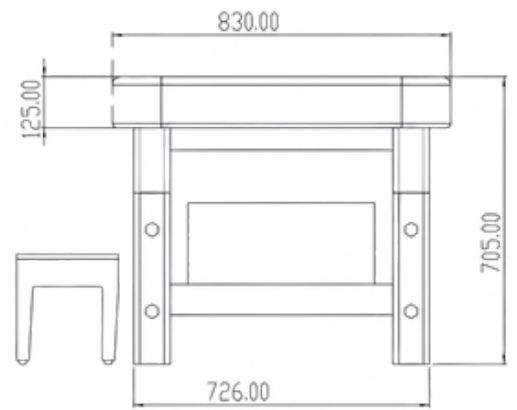
WARRANTY

1 year against any manufacturing defects

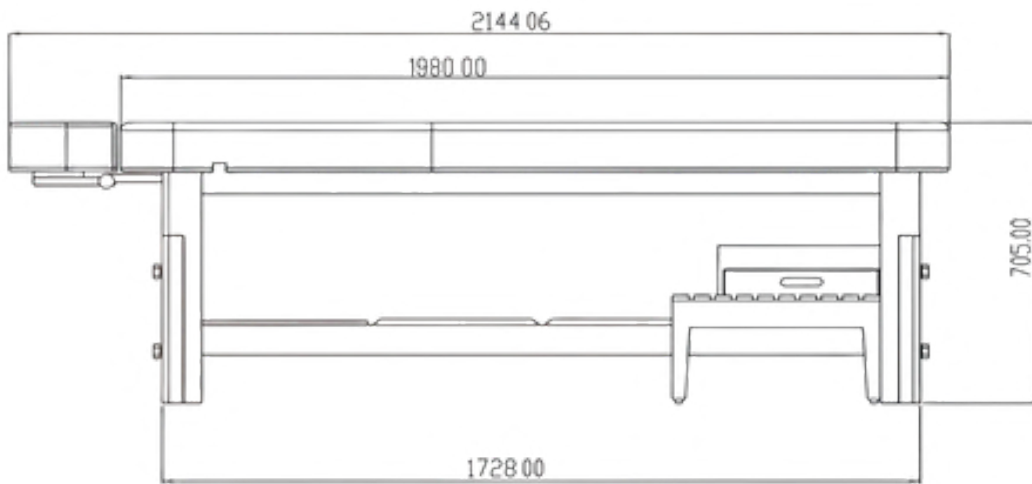
TECHNICAL DRAWINGS



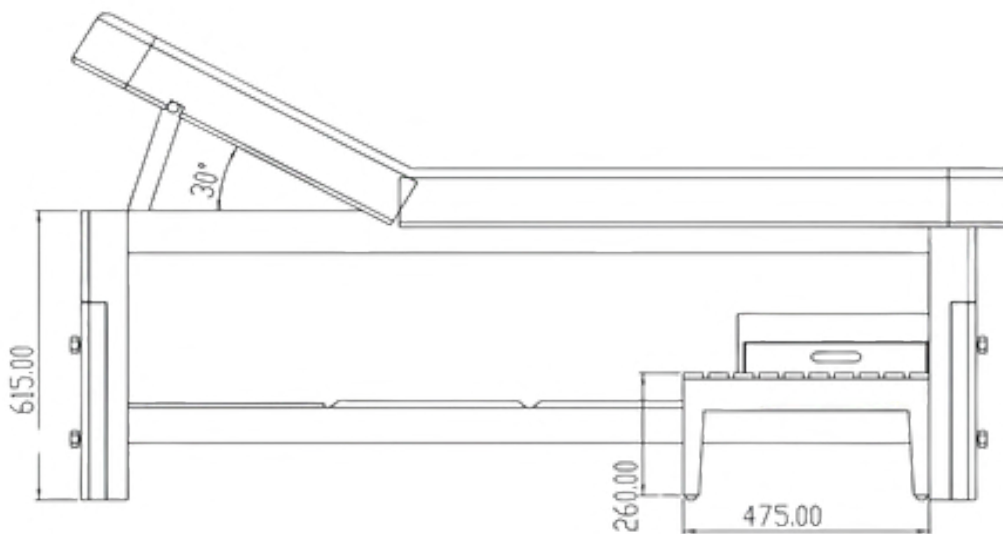
TOP VIEW



FRONT VIEW




SIDE VIEW



ANGLE VIEW

ALL DIMENSIONS ARE IN MM

WOOD FINISH OPTIONS



Dark Walnut



Wenge




Yellow Teak


PHTHALATE-FREE UPHOLSTERY




Cream



Beige



Brown



Mouse Grey



Black